














COMUNE DI CORCIANO
ELEZIONE DIRETTA DEL SINDACO E DEL CONSIGLIO COMUNALE 2018
CANDIDATI E LISTE COLLEGATE

N° SEZ	SEZIONE	   					    									
		LEGA	RINASCIMENTO SGARBI PER CORCIANO	FRATELLI D'ITALIA	FORZA ITALIA	TESTI FRANCO	GIOVANI PER CORCIANO	LIBERI E UGUALI	PARTITO DEMOCRATICO	POPOLARI SOCIALISTI PER CORCIANO	CRISTIAN BETTI SINDACO	BETTI CRISTIAN	MOVIMENTO 5 STELLE	FIORONI CHIARA	RIFONDAZIONE	VENTO DANIELE
1	CORCIANO	13,97%	0,59%	3,86%	4,31%	23,15%	1,93%	7,13%	36,26%	2,67%	12,18%	60,35%	15,60%	15,05%	1,49%	1,45%
2	CASTELVIETO	12,91%	0,90%	3,00%	2,70%	18,96%	6,61%	1,20%	37,84%	0,30%	17,42%	63,19%	15,62%	16,48%	1,50%	1,37%
3	CHIUGIANA	20,79%	1,13%	4,35%	5,10%	30,57%	0,95%	5,48%	25,33%	2,46%	13,23%	48,43%	15,88%	17,31%	5,29%	3,68%
4	CAPOCAVALLO	15,59%	1,11%	5,35%	8,02%	30,45%	0,89%	2,23%	32,29%	2,67%	10,91%	48,81%	18,93%	19,01%	2,00%	1,73%
5	TAVERNE	17,00%	1,42%	2,43%	3,04%	22,74%	1,82%	3,24%	31,17%	3,24%	20,45%	62,04%	13,16%	12,91%	3,04%	2,31%
6	MANTIGNANA	16,67%	1,33%	12,00%	2,00%	31,53%	1,56%	3,11%	21,78%	1,11%	24,67%	52,92%	13,78%	14,25%	2,00%	1,30%
7	MANTIGNANA	17,43%	0,62%	10,17%	2,70%	30,46%	0,21%	1,87%	26,97%	3,53%	20,75%	53,71%	11,83%	12,22%	3,94%	3,61%
8	SAN MARIANO	17,55%	1,15%	7,39%	4,85%	30,00%	1,62%	2,77%	24,02%	0,69%	19,17%	51,28%	18,01%	16,17%	2,77%	2,55%
9	SAN MARIANO	14,13%	6,50%	4,93%	5,16%	29,30%	1,57%	6,28%	35,65%	1,79%	10,54%	57,27%	10,76%	11,89%	2,69%	1,54%
10	SOLOMEO	11,99%	0,88%	2,92%	4,39%	20,66%	2,92%	4,09%	46,78%	2,92%	11,40%	68,32%	10,82%	9,92%	0,88%	1,10%
11	MIGIANA	21,76%	0,28%	5,79%	3,31%	30,38%	0,55%	4,96%	30,58%	2,48%	15,43%	55,11%	12,40%	12,63%	2,48%	1,88%
12	CHIUGIANA	24,05%	4,56%	4,05%	2,53%	34,13%	1,01%	2,03%	33,16%	1,77%	12,91%	51,68%	10,38%	9,86%	3,54%	4,33%
13	CHIUGIANA	18,30%	2,77%	2,77%	2,98%	27,53%	2,13%	2,77%	27,87%	2,55%	20,00%	54,66%	14,26%	14,37%	3,62%	3,44%
14	SAN MARIANO	10,87%	0,00%	3,62%	2,90%	16,25%	1,45%	2,90%	45,65%	1,45%	15,94%	68,55%	13,77%	14,13%	1,45%	1,06%
15	SAN MARIANO	15,99%	2,72%	5,78%	7,14%	30,82%	1,36%	13,27%	27,21%	1,02%	9,52%	54,75%	14,29%	13,77%	1,70%	0,66%
16	CHIUGIANA	15,52%	1,03%	6,55%	3,79%	25,97%	3,10%	3,10%	33,45%	2,76%	11,72%	54,55%	15,17%	14,29%	3,79%	5,19%
17	SAN MARIANO	14,01%	0,95%	3,80%	11,16%	30,50%	0,71%	2,85%	30,40%	2,14%	24,23%	59,40%	9,74%	9,63%	0,00%	0,46%
18	SAN MARIANO	19,23%	1,15%	8,85%	10,38%	39,85%	0,77%	4,62%	32,69%	0,00%	6,15%	45,11%	13,08%	13,16%	3,08%	1,88%
19	SAN MARIANO	18,67%	0,60%	8,23%	10,64%	38,40%	0,20%	5,82%	25,70%	1,00%	11,85%	44,68%	15,06%	14,64%	2,21%	2,28%
20	SAN MARIANO	13,30%	0,48%	4,51%	4,04%	21,74%	1,43%	4,51%	49,88%	0,95%	8,31%	64,53%	9,98%	11,67%	2,61%	2,06%
21	SAN MARIANO	18,86%	2,36%	7,41%	2,69%	29,77%	3,37%	4,04%	24,58%	2,36%	15,49%	52,43%	16,50%	16,18%	2,36%	1,62%
22	CHIUGIANA	18,60%	4,65%	6,51%	4,19%	33,62%	0,93%	3,72%	26,51%	6,05%	13,49%	51,29%	14,42%	14,22%	0,93%	0,86%
23	TOTALE	16,71%	1,62%	5,58%	4,91%	28,42%	1,61%	4,20%	31,83%	2,08%	15,11%	55,53%	13,84%	13,88%	2,50%	2,17%